A. I. A. File 39—A and B

AMBLER SOUND ABSORBING PLASTER



CEILING AND WALLS OF AUDITORIUM, YESHIVA COLLEGE, NEW YORK — ARCHITECT: CHAS. B. MEYERS, NEW YORK CITY

A scientific, acoustic plaster used as a finish coat for walls and ceilings, which combines wonderful properties of sound absorption with most meritorious structural qualities, while at the same time it is easy to apply.

Presented To Architects
by
KEASBEY & MATTISON
COMPANY
AMBLER, PENNA.

AMBLER SOUND ABSORBING PLASTER SPREADS EASILY

A. I. A. File 39—A and B

A TYPICAL EXAMPLE OF THE USEFULNESS OF AMBLER SOUND ABSORBING PLASTER

[INEXPENSIVE AND EFFECTIVE]



GEORGE MORRIS
PHILLIPS MEMORIAL
BUILDING
State Teachers College
West Chester, Penna.
Architects: Price & Walton,
Philadelphia

Interior View of
Auditorium in
GEORGE MORRIS]
[PHILLIPS MEMORIAL
BUILDING
Treated with Ambler Sound
Absorbing Plaster to insure
perfect acoustical properties





SECOND CHURCH OF CHRIST, SCIENTIST, GERMANTOWN, PHILADELPHIA ARCHITECTS: DAY & KLAUDER, PHILADELPHIA

Ambler Sound Absorbing Plaster, with its characteristic texture, adds to the simplicity and diginity of this church, and produces an outstanding example of correct acoustics.

USES OF AMBLER SOUND ABSORBING PLASTER

AMBLER SOUND ABSORBING PLASTER is a structural acoustic material that reduces excessive reverberation and confusion of sound, and by its application to sufficient surface, gives those "acceptable periods of reverberation" productive of correct acoustical effect. It is used in auditoriums, halls, churches, temples, schoolrooms, etc. It is particularly restful in hotels, apartments, and hospitals; it also decreases the sound intensity from a constant source in any room, particularly prevalent in offices, and reduces the irritation and fatigue caused by such noises.

Ambler Sound Absorbing Plaster is the most practical acoustical plaster for wall and ceiling surfaces that has been developed for universal application. Its use will assure sound absorption of at least five times the effect obtainable with ordinary plaster, yet it has sufficient reflecting value to prevent a "dead" room, even though applied to all available plaster areas. Architects may safely specify its use upon ceiling and all walls above chair rail. It does not supplant ordinary plaster, but takes the place of the top or finish coat. It may be applied over gypsum plaster, lime and sand plaster, or upon concrete.

The plaster can be floated to produce a flat and semi-smooth surface with a uniform or varied texture, as desired. It lends itself readily to the creation of a variety of decorative finishes, such as Old English, Swirl, Stipple, "Italian Stone," etc.

Each texture decoration may be further enhanced by color. An acoustic paint in a variety of colors has been developed especially for Ambler Sound Absorbing Plaster.



FLOATED FINISH—Approximately Natural Color

The conditions under which the plaster dries affect the color tones of the plaster, making possible some very desirable mottled effects without the use of paint.



FLOATED FINISH—Painted One Light Thin Coat of Chromium Oxide Green

The paint collects somewhat heavier in depressions, resulting in low and high lights that create a pleasing effect.



FLOATED FINISH—Painted One Coat of Old Rose

This finish lends itself readily to two-tone effects with but one coat of acoustic paint, as do also special acoustic paints made of umber, ochre and sienna pigments.



SEMI-SMOOTH FLOATED FINISH

Produced by floating when almost dry with hard wood float. This two-color finish also exhibits the possibilities in multi-tone painting.



SWIRL—Painted One Coat

This small section of the wall gives only a suggestion of the "swirls" produced by the mechanic with his hand as he "raked" his rubber-covered fingers over the plastered surface. The resulting texture makes a very attractive wall finish for large rooms.



OLD ENGLISH—Painted One Coat

A very pleasing finish for walls. This texture is produced by using a rag pounce. It may also be obtained with tools of wood. Apply plaster ¼″ full or heavier, and trowel to a fairly uniform surface. The texture is worked up as the plaster begins to set.



STIPPLE—Painted One Coat

The Stipple effect is formed by the adhesion of a wet pounce to the plaster surface as it is pulled away. Mechanics have various ways of producing this texture, and also the others herein shown, as well as many additional ones.



"ITALIAN" STONE—Painted One Coat

These decorative finishes of Ambler Sound Absorbing Plaster are very simple and can be mastered quickly by any plasterer.

A PROVED AND IMPROVED PRODUCT

AMBLER SOUND ABSORBING PLASTER is an improved product, the outgrowth of a plaster developed in 1924 by the Keasbey & Mattison laboratories and marketed under the registered trade name "Sabinite." The present product meets every requirement of the mechanic: it is plastic, spreads with ease and adheres. Any plasterer can apply it with the same ease that he trowels an ordinary brown coat. It applies rapidly: 6 to 8 yards per hour per man.

FINISHING AND FLOATING

The ordinary tools of the trade are used: trowel, darbie and float. In floating, brush the float with water, **but do not** apply water to the plaster. IMPORTANT: with each successive floating, begin a foot or more back upon the last surface floated. This method avoids the discoloration caused by irregularity in floating. With improvement in working qualities has come also improvement in sound absorbing efficiency.

SOUND ABSORBING COEFFICIENT

Ambler Sound Absorbing Plaster, mixed by machine as directed, absorbs up to 25% of the sound that strikes it, depending upon the pitch, compared with about 3% absorption for ordinary plastered surfaces. The Massachusetts Institute of Technology made a series of tests on 3-foot panels carefully prepared by a Boston plastering contractor, and found an average efficiency of 35%; but this high average could not be expected from applications made at the speed with which practical work must be done.

PAINTING AND DECORATING

Ordinary paints cannot be used upon sound absorbing plaster, but an inexpensive acoustic paint has been perfected in a wide range of colors. Painting in most cases will require but one coat, although the nature of the paint will permit several applications without destroying the acoustical property of the plaster.

Decorative effects based upon two or more colors, two or more shades of the same color, free-hand or stencil work, are practicable. Full information and specifications for painting will be supplied upon request.

CLEANING AND FUMIGATING

From a sanitary standpoint, Ambler Sound Absorbing Plaster has many advantages not possible of attainment with the use of other kinds of acoustical materials. The plaster becomes stonelike and contains no ingredients that attract vermin. It may be washed or sprayed with formaldehyde should disinfection be necessary. After years of service, the surface may be entirely renewed by sandblasting. **Sandblasting will also produce an even color tone should the plaster become discolored upon the surface due to unequal drying when subjected to currents of air immediately after application.**

SPECIFICATIONS

AMBLER SOUND ABSORBING PLASTER

APPLY AMBLER SOUND ABSORBING PLASTER upon all surfaces (specified by the architect). All operations to be in accordance with the manufacturer's directions for mixing and applying.

MIXING

Mixing should be done by machine. Use 9½ to 10 quarts of clean water to each bag of plaster. Do not add anything but water. The amount of water shall be gauged accurately and the same amount used uniformly for each batch throughout the job. The mixing should be for a period of five to eight minutes, depending upon the size of the mixer and the speed with which the plaster must be turned out to keep the plasterers supplied at all times. The size of each batch should be gauged so that the mixed plaster can all be applied well within an hour after the mixing operation is completed.

APPLICATION

Ambler Sound Absorbing Plaster shall be applied as a finishing coat ¼″ thick. It may be applied upon gypsum plaster, lime and sand plaster, or upon concrete.

Wherever feasible, the plastering contractor should plan the work so that the Ambler Sound Absorbing Plaster can be applied twenty-four to forty-eight hours after the brown coat. If it is necessary that this application be delayed until the brown coat is dry, brush or spray the brown coat with water previous to the application of Ambler Sound Absorbing Plaster. When this is done, the wetting of the brown coat should be uniform, and care taken to avoid excessive wetting, which might injure the strength of the brown coat. A strong plaster should be used for both scratch and brown coats.

After the plaster has been troweled to a fairly uniform surface, allow it to set until sufficiently dry to permit floating. Floating must be done **without the application of more water.** Use a **wood float;** the denser the wood the more uniform will be the texture of the floated surface. Float so the coarse aggregate in the mix is flattened on the surface with depressions and minute pores interspersed, all of which will give the plaster a semi-smooth surface with high sound absorbing properties.

NOTE: Each side or ceiling of a room should be worked upon continuously until finished.

DRYING

Windows and other openings should be closed during and after the application of Ambler Sound Absorbing Plaster so as to obtain slow and uniform drying of the surface. If windows are not in, a substantial covering should be secured over all openings and made tight against all air currents.

Before proceeding with the application of this plaster, the contractor will see that these precautions have been taken in each case, notifying the general contractor of any existing openings so they may be covered before proceeding with the work.



P. R. R. PERISHABLE PRODUCTS TERMINAL, PHILADELPHIA

AMBLER SOUND ABSORBING PLASTER here demonstrates its utility in an Auction Room in the "Perishable Products" Terminal of the Pennsylvania Railroad, Philadelphia, Pa.
Daily Auctions of Fruit, Berries, Etc.

APPROVED SPECIFICATIONS

Communicate with our nearest branch office or distributor, who will gladly furnish a copy of Specifications, sheets on General Information about AMBLER SOUND ABSORBING PLASTER, and detailed instruction for Mixing and Applying.

SERVICE TO ARCHITECTS

Send plans, including data on interior surfaces and furnishing, to our nearest branch office and prompt analyses and recommendations for your requirements will be given without obligation to you. In this way, correct acoustics may be predetermined before final working drawings are completed.

A FEW TYPICAL INSTALLATIONS OF AMBLER SOUND ABSORBING PLASTER

Shrine Temple . . . . . Terre Haute, Indiana
Second Church of Christ, Scientist . . . . . Germantown, Phila., Pa.
Alden School . . . . . Alden, Pa.
St. John's Episcopal Church . . . . . Buffalo, N. Y.
Bennett School for Girls . . . . . Millbrook, N. Y.
Phillips Memorial, State Teachers College . . . . . West Chester, Pa.
Benton County Court House . . . . . Prosser, Washington
Y. W. C. A. . . . . Brooklyn, N. Y.
Arthur McGill School . . . . . New Castle, Pa.
Westminster College . . . . . New Wilmington, Pa.
Auction Rooms, Perishable Products Terminal, Pennsylvania Railroad . Philadelphia, Pa.
Westinghouse Electric & Manufacturing Company office buildings, Springfield, Mass., and Derry, Pa.
Marquette Hotel Ballroom . . . . . Peoria, Illinois
Ward Memorial Home . . . . . Maplewood, N. J.
City Hall and Community Building . . . . . Bluffton, Indiana
Synagogue, Brothers of Israel . . . . . Mt. Vernon, N. Y.
New York University . . . . . New York City, N. Y.
Transfiguration Church . . . . . Buffalo, N. Y.
First M. E. Church South . . . . . Ashland, Ky.
Ballroom, Hotel Ventura . . . . . Ashland, Ky.
U. S. Veterans Hospital . . . . . Northport, L. I., New York
Ursuline Academy . . . . . Paola, Kansas
University Presbyterian Church . . . . . Buffalo, N. Y.
Yeshiva College . . . . . New York City, N. Y.

BRANCHES AND DISTRIBUTORS

Ambler Sound Absorbing Plaster is put up in 100-pound bags of substantial cloth and sold by Keasbey & Mattison Company, Ambler, Pa., through its various branches and distributors here listed:

Baltimore, Md.
Boston, Mass.
Chicago, Ill.
Cleveland, Ohio
Cincinnati, Ohio
Detroit, Michigan
Milwaukee, Wis.
Minneapolis, Minn.
New York, N. Y.
Pittsburgh, Pa.
Philadelphia, Pa.
Washington, D. C.

E. J. Eddy, Buffalo, N. Y.
Dixie Asbestos Company, Birmingham, Ala.
L. Mundet & Son, St. Louis, Mo.



Bell Asbestos Mines, Inc., Thetford Mines, P. Q., Canada
owned by

KEASBEY & MATTISON
COMPANY
AMBLER, PENNA.



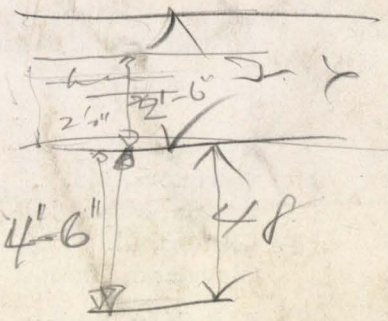



Digitized by:

API INTERNATIONAL

ASSOCIATION FOR PRESERVATION TECHNOLOGY
www.apti.org

For the

BUILDING TECHNOLOGY HERITAGE LIBRARY

https://archive.org/details/buildingtechnologyheritagelibrary

From the collection of:

Tulane University | SOUTHEASTERN ARCHITECTURAL ARCHIVE
SPECIAL COLLECTIONS
HOWARD-TILTON MEMORIAL LIBRARY

http://seaa.tulane.edu