Armstrong CEILINGS

. . . to quiet and beautify your home



Whether you're building or remodeling, you'll enjoy the benefits a modern Armstrong Ceiling will bring to your home. Basically, these ceiling materials fall into two categories. Cushiontone® is known primarily for sound conditioning—the new comfort for up-to-date homes. The second, Temlok® Tile, provides a decorative ceiling finish. Cushiontone both sound conditions and beautifies in one installation.

There is no problem in understanding what a decorative ceiling finish does, but sound conditioning for the home is a relatively new idea. Let's take a closer look at this new comfort.

Today's homes are filled with more unwanted sounds than ever before. Take the modern kitchen for example . . . it is equipped with all kinds of motorized conveniences like washers, dryers, mixers, and fans. In open-planned homes there are fewer partitions to confine noise, and it spreads from one room to another throughout the house.

Disturbing noise is generally a build up of many different sounds that reach irritating proportions. Sounds of children, the radio, and the washer can literally take over a room.

Sound waves go out from their source in many directions. Some of these waves hit your ear directly while others strike hard surfaces—like walls and ceilings—and continue to bounce back and forth. These bouncing sound waves quickly multiply into a background of disturbing noise.

When you install a sound-conditioning ceiling like Armstrong Cushiontone, it absorbs sound waves instead of letting them bounce. The perforations and fissures in the surface of Armstrong

COPYRIGHT 1957, ARMSTRONG CORK COMPANY, LANCASTER, PA.

Cushiontone absorb up to 75% of the noise that strikes them.

In all areas of your home, you'll be impressed with the world of difference a sound-conditioning ceiling makes. It takes the edge off appliance noise, subdues the shouts of children, and muffles general household racket. Sound-conditioning ceilings of Armstrong Cushiontone can bring the new comfort of quiet to your home this week end. Cushiontone can be installed right over your old ceilings quickly, easily, and inexpensively.

Sound-conditioning ceilings also offer new home beauty. Modern patterns and designs will enhance any room in your house. In areas where unsightly ceilings create a problem, these sound-conditioning materials provide a quick solution—without the usual expense and mess of redecorating.



In this room, with an ordinary ceiling, sound waves bounce off hard surfaces and quickly build up to a disturbing noise level.



A sound-conditioning ceiling of Armstrong Cushiontone absorbs sound waves instead of letting them bounce. It makes your home quieter, more beautiful, too.



. . . a high-style ceiling
that sound conditions as it decorates

Armstrong TEXTURED CUSHIONTONE

Here you can see just how luxurious a high-style ceiling of Textured Cushiontone can look in your home. This richly fissured and perforated material gives ceilings a new decorative look that enhances any room. And those same fissures and perforations offer the new comfort of home sound conditioning.

The new textured design in Cushiontone makes it particularly suitable for the living room and family room. It effectively decorates a ceiling in a new home or adds new beauty when remodeling. All through the house, sound conditioning with Textured Cushiontone brings a new comfort of quiet that will make your home pleasanter and more enjoyable.

Best of all, Textured Cushiontone offers the beauty and quiet of costlier acoustical materials at a low economical price.





. . . a modern ceiling that
offers a casual design and sound conditioning

Armstrong FULL RANDOM CUSHIONTONE

Full Random Cushiontone is an attractive ceiling for sound conditioning either old or new homes. This modern material transforms a sound-reflecting surface into a noise-absorbing ceiling. In fact, a Cushiontone ceiling soaks up as much as 75% of the sound that strikes its surface.

Cushiontone's sound-trapping perforations are arranged in an attractive full random design. You'll find that this casual styling is ideal for any room in your house. It creates an informal atmosphere that will blend with almost every décor.

Like Textured Cushiontone, Full Random Cushiontone can be installed quickly and easily right over your old ceiling. Cushiontone is factory painted, it will never peel or crack. If you redecorate, Cushiontone can be repainted—in any color and as often as you like—without losing its noise-absorbing efficiency.





. . . 3 new designs
to add color and style to your ceilings

Armstrong DECORATOR TEMLOK TILE

In areas where you want a new ceiling, and noise is no problem, consider the new Armstrong decorator-styled ceilings. Made of sturdy wood fiber, these Temlok Tiles build, decorate, and insulate in one fast installation. If you're expanding your home, these decorator-styled ceiling finishes can help turn areas into beautiful living spaces quickly and easily.

Temlok Tiles are designed in three distinctive colors and styles to bring new beauty to your home. Decorator-styled ceiling finishes are prepainted to save you painting time and cost. They can be installed quickly without the usual bother and mess that go with redecorating.

You'll be surprised how quickly and easily you can finish a ceiling with Temlok Tile. It is installed by stapling or nailing to furring strips. A special tongue-and-groove joint hides the staples, speeds installation, and assures a neat-looking finished job.



Diamond, Decorator Style 121



decorator temlok tile

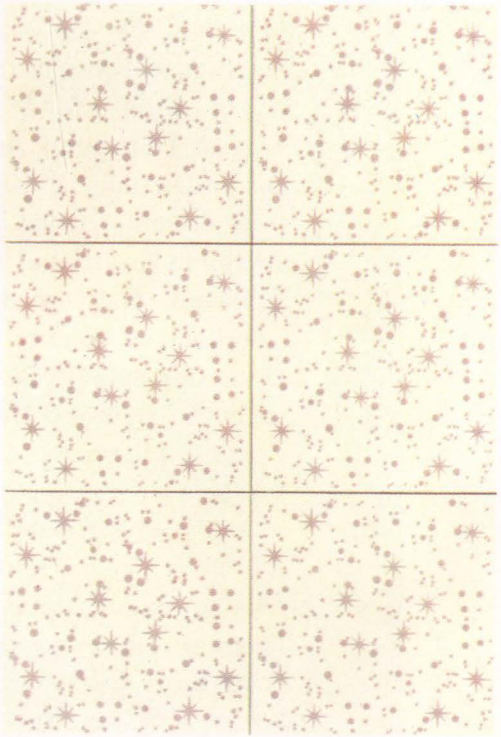

Starlite, Decorator Style 142



decorator temlok tile



Tweed, Decorator Style 100



. . . 2 plain tiles offer light-colored ceiling finishes for budget remodeling

Armstrong TEMLOK TILE

Temlok Tile with a plain surface is frequently used when cost is more important than noise quieting. This wood-fiber ceiling tile is finished with a two-coat, ironed-on finish. It's made in Snow White and Light Ivory colors.

An economical ceiling finish, Temlok Tile can be installed quickly with only a stapling gun. It provides a beautiful finished ceiling in one fast installation.


A B

You can install an Armstrong CEILING





1. DECIDE WHICH CEILING MATERIAL is right for your home. Cushiontone offers sound conditioning and beauty. Temlok Tile brings new style and color to your ceilings. Both have a T & G joint for easy installation.

2. PREPARE A LEVEL BASE for the tile by nailing 1″ x 3″ furring strips over the joists in new construction, or over the old ceiling in remodeling. Strips are spaced 12″ on centers. Use shims to level strips where necessary.

in any room of your home . . . this week end



3. INSTALL THE CEILING TILE by shooting a few staples into the nailing flange of the tile. The tongue-and-groove joint hides these staples, speeds installation, and assures a level ceiling finish with molding.



4. YOU'LL ENJOY YOUR ARMSTRONG CEILING from the moment it's installed. For any room of your home —kitchen, living room, bedroom, basement playroom— there's an Armstrong Ceiling to bring new comfort and beauty.

Ask your lumber dealer for the free illustrated booklet, "How to Install Armstrong Ceilings." It shows step-by-step installation instructions.

The full line of Armstrong Ceilings is sold by

JNO. D. BOGAR LUMBER COMPANY
600 New Holland Avenue
Lancaster, Penna.
Phone EX 7-2466

LD-90-757 A

Printed in United States of America

Digitized by



ASSOCIATION
FOR
PRESERVATION
TECHNOLOGY,
INTERNATIONAL
www.apti.org

BUILDING
TECHNOLOGY
HERITAGE
LIBRARY

https://archive.org/details/buildingtechnologyheritagelibrary

From the collection of:

Mike Jackson, FAIA

LD-90-757 A

Printed in United States of America